

2015 Annual Report


Circulation



+



+



=

234,630

items checked out

Cardholders



2,036

new registrations
in 2015

8,746

Active cardholders*

* active cardholders are the number of cardholders that have used their card in the last two years

People & Programs




113,885 visitors




5,574 unique borrowers

1,405
programs



11,712
people in attendance



Staff



2 Librarians (full time)



2 Library Technicians (full time)



1 Admin Assistant (full time)



4 Supervisors (full time)



1 Courier (full time)



38 Branch Staff (part time / casual)

On average, Ontario County library systems have **4.5** professional librarians on staff

Collections

114,029
items

=



103,664
print/physical

+



10,365
electronic

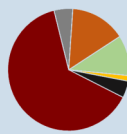
Finances

REVENUE = \$2,169,457

EXPENDITURES = \$2,227,462



- SDG Counties (89.9%)
- Province of Ontario (6.1%)
- Grants (3.1%)
- Donations & Fundraising (0.1%)
- General revenue (0.9%)



- Staff (63.7%)
- Supplies & Equipment (5.0%)
- Training, Memberships & Service Contracts (14.7%)
- Collections (10.7%)
- Programs & Marketing (1.5%)
- Rent/Utilities (4.4%)

5¢ from every County tax dollar supports the Library

Interlibrary Loans

7,318
borrowed

4,145
lent